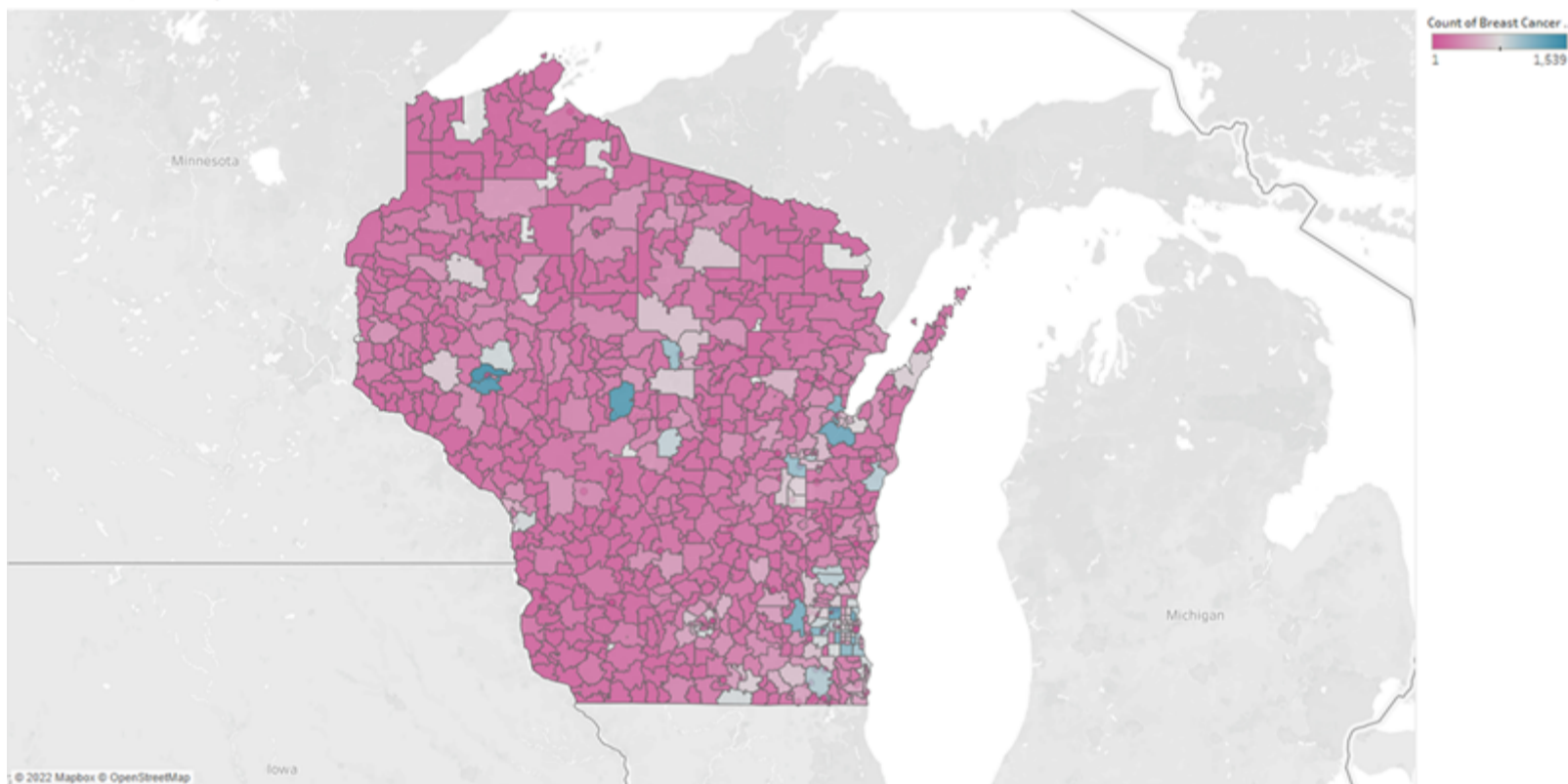


## Fast Facts from the WHA Information Center: October is Breast Cancer Awareness Month

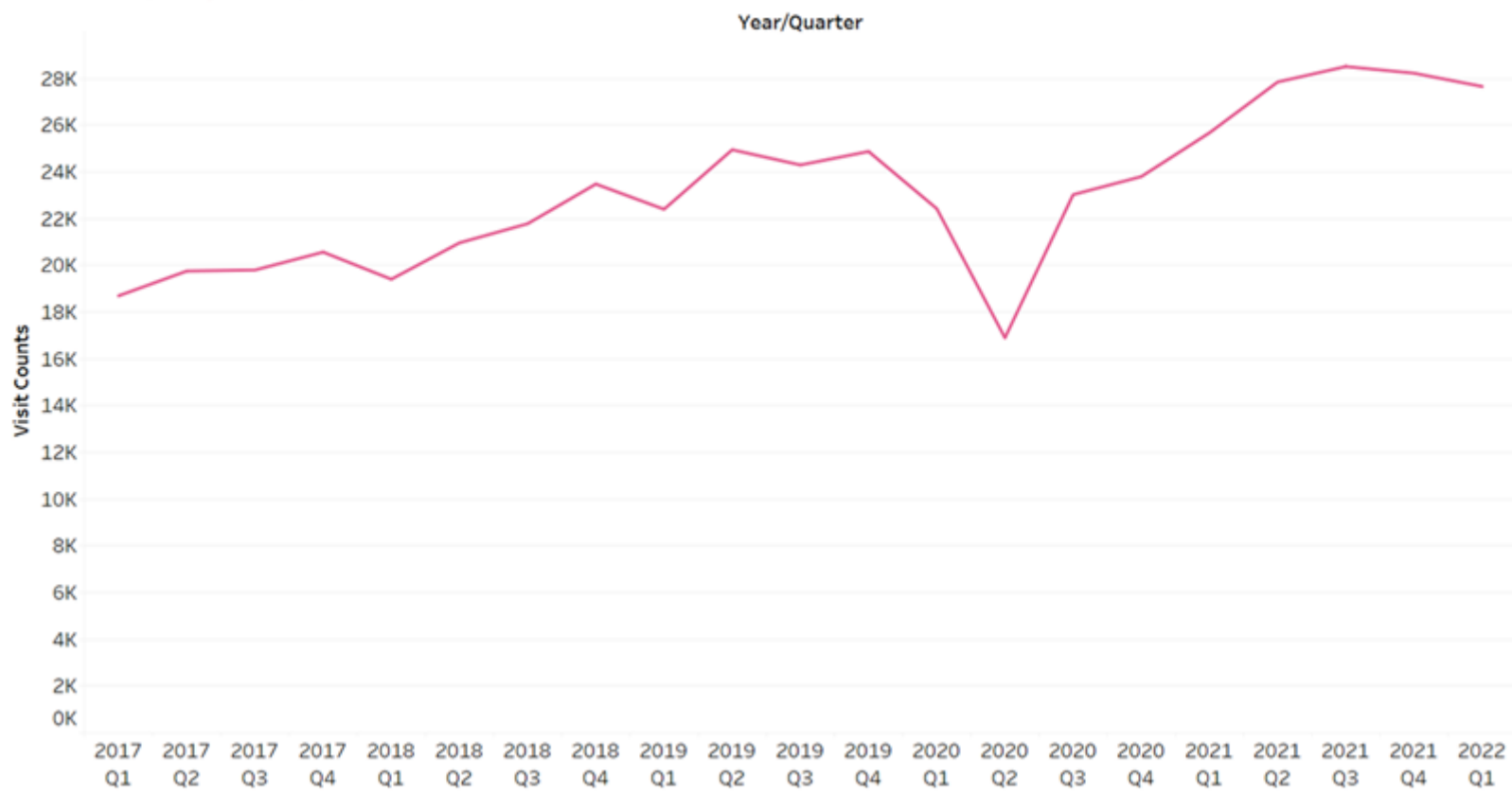
According to the National Breast Cancer Foundation, in 2022 there will be an estimated 287,000 new invasive breast cancer diagnoses in the United States. One in eight women will be diagnosed with breast cancer in her lifetime. Outside of skin cancer, breast cancer is the most diagnosed form of cancer in women. It also is the second leading cause of cancer death in women. The rate of invasive breast cancer (per 100,000 women) in Wisconsin is 133 cases. The state with the highest rate is New Hampshire with a rate of 143 new cases. There are roughly 3.8 million breast cancer survivors living in the U.S. And while it is rare, men are also diagnosed with breast cancer. In 2022, it is estimated that almost 3,000 men in the U.S. will be diagnosed with breast cancer. October is known as Breast Cancer Awareness Month to increase education and raise funds for research.

ZIP Code Map of WI by Breast Cancer Visits, 2020 Q1-2021 Q1



The WHA Information Center analyzed data from 2017-2022 for breast cancer visits. The place of service with the highest visit count is other lab services followed by other outpatient visits. In the timeline chart, there is a definite drop during when stay-at-home orders were in place for COVID-19. Since then, there is a steep increase in visits since the second quarter of 2020. The average age of a patient is 62 years old. While most patients seen for breast cancer are female, there is about one percent of claims that are visits seeing a male patient. The majority of patients were seen in outpatient lab and radiology visits followed by other outpatient services.

Visit Counts by Year/Quarter, 2017 Q1-2022 Q1



Below are some common myths about breast cancer from the National Breast Cancer Foundation:

1. **Myth:** Finding a lump in your breast means that you have breast cancer.

**Truth:** Only a small percentage of breast lumps turn out to be cancer. But if you discover a persistent lump in your breast that is new or notice any changes in breast tissue, it should never be ignored.

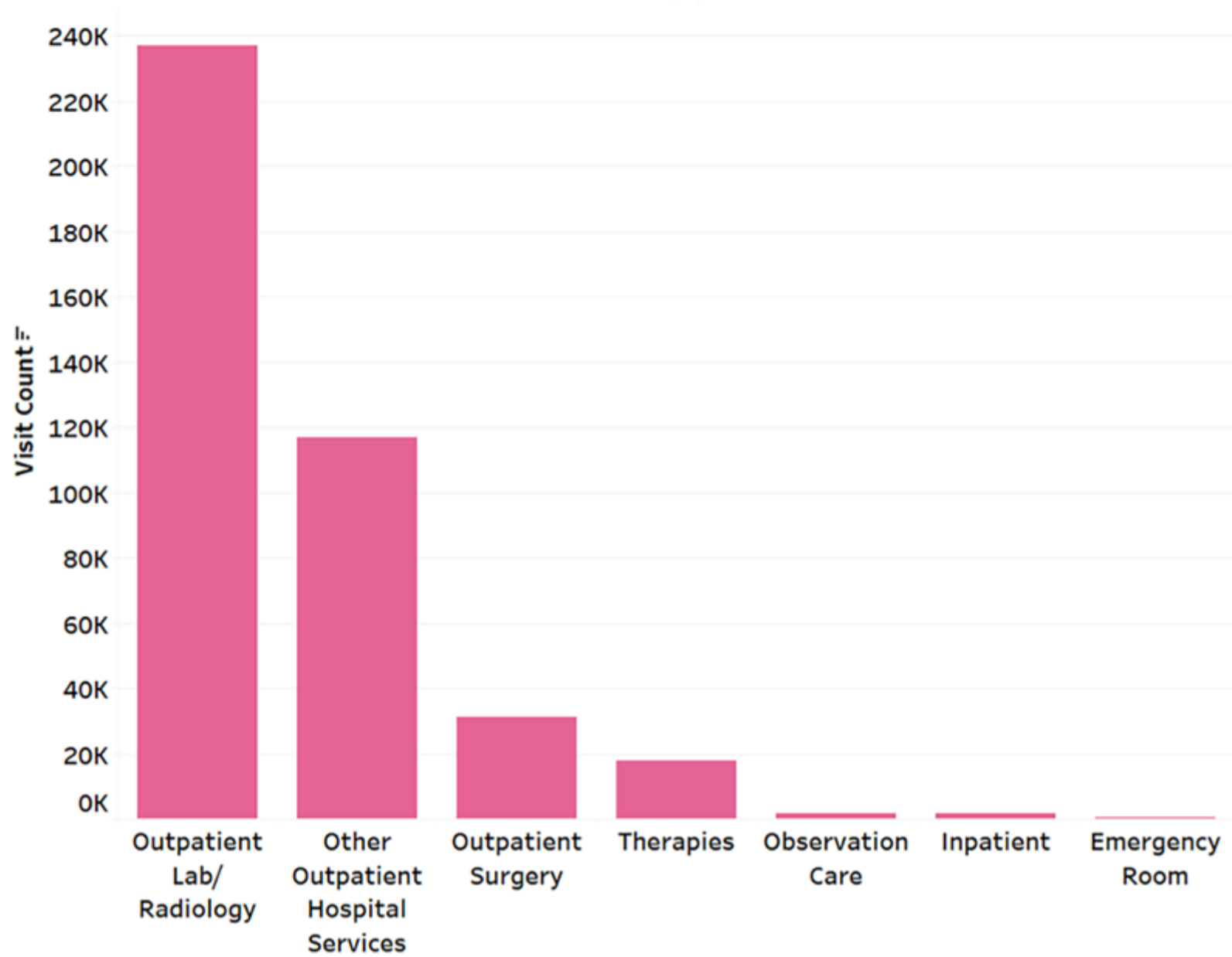
2. **Myth:** A mammogram can cause breast cancer to spread.

**Truth:** A mammogram, or x-ray of the breast, currently remains the gold standard for the early detection of breast cancer. Breast compression while getting a mammogram cannot cause cancer to spread. The standard recommendation is an annual mammographic screening for women beginning at age 40.

3. **Myth:** If you have a family history of breast cancer, you are likely to develop breast cancer, too.

**Truth:** While women who have a family history of breast cancer are in a higher risk group, most women who have breast cancer have no family history. Statistically only about 10% of individuals diagnosed with breast cancer have a family history of this disease. If you have a mother, daughter, or sister who developed breast cancer below the age of 50, you should consider some form of breast imaging starting 10 years before the age of your relative's diagnosis. If you have had a grandmother or aunt who was diagnosed with breast cancer, your risk increases slightly, but it is not in the same risk category as those who have a first degree relative with breast cancer.

## Visit Count by Place of Service, 2018 Q1-2022 Q1



## Other Articles in this Issue

- [Community Benefits Stories Due for 2022 Report](#)
- [WHA Inaugural Workforce Forum Provides Participants with Workforce Tools and Strategies](#)
- [Helping Wisconsin "Grow Our Own" Physicians](#)
- [President Biden Signs Continuing Resolution Including Funding for Medicare Dependent and Low Volume Hospitals](#)
- [Fast Facts from the WHA Information Center: October is Breast Cancer Awareness Month](#)
- [Substance Use Disorders Management Boot Camp a Success](#)